

# Supporting your child's development- FSI

## 2D shape

### Properties of 2D shapes

2D shapes have sides and corners. Another name for a corner is a **vertex**.

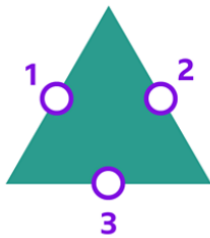
A vertex is a point where two or more lines meet. The plural of vertex is vertices.

The number of sides and vertices are the **properties** of a shape.

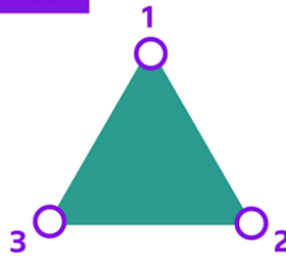
Let's look at the number of sides and vertices that some 2D shapes have.





Here is a triangle. Can you count the number of sides and vertices?

Sides

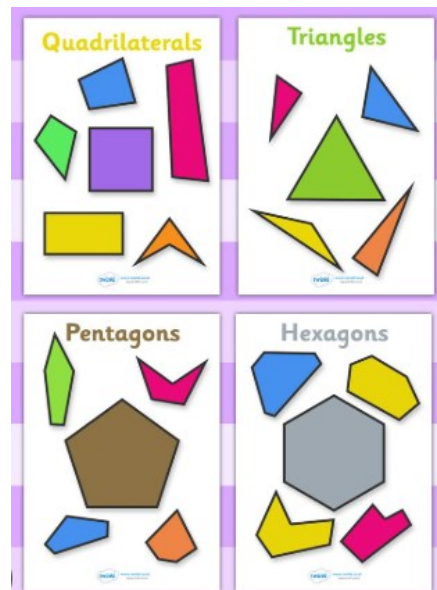


Vertices

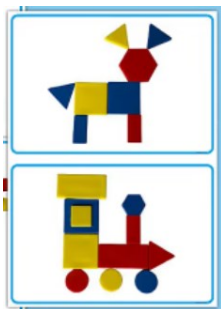


| Shape   | Name     | Sides | Vertices |
|---|----------|-------|----------|
|  | Triangle | 3     | 3        |
|  | Square   | 4     | 4        |
|  | Pentagon | 5     | 5        |
|  | Hexagon  | 6     | 6        |

*2D shapes are flat and cannot be physically held, because they have no depth.*



*We look at regular and irregular shapes.*




*We combine shapes to make pictures and other shapes.*

## Communication

This month's focus is: *Pausing*

Pausing gives children extra time to think about what they want to say. If you ask a child a question, pause for at least 10 seconds to let them answer- this can seem like a long time! Pausing can also allow children to join in with a song, rhyme, or word without feeling under pressure.



## Supporting your child's development- FSI

# Phonics

### Element 5- Alliteration

Why? To develop an understanding of alliteration. To listen to sounds at the beginning of words and hear the differences between them. To explore how different sounds are articulated and extend understanding of alliteration.

How can you help at home?

- play I-spy.
- make alliterative lists- exploring and thinking of words beginning with the same sounds e.g. cat, cup, cake, coat
- draw funny pictures and give them funny names (see above).
- odd one out- can your child find the one that doesn't match e.g. carrot, dog, cup.
- read stories with alliteration in.- say simple tongue twisters.



# Dummies

The NHS recommends stopping the use of a dummy by 12 months old. The use of a dummy can impact on children's speech and language and so can hinder development. Dummies limit mouth movements which are needed for producing different speech sounds and can affect teeth development.

- give the dummy to the dummy fairy, Santa or the Easter Bunny.
- swap a dummy for a reward.
- offer a comfort blanket instead
- pretend to give dummies to other babies
- once you remove the dummy, don't be tempted to give it back

